

TOYOTA LANDCRUISER 70 SERIES

V8 Turbo Diesel




Image 1




Image 2

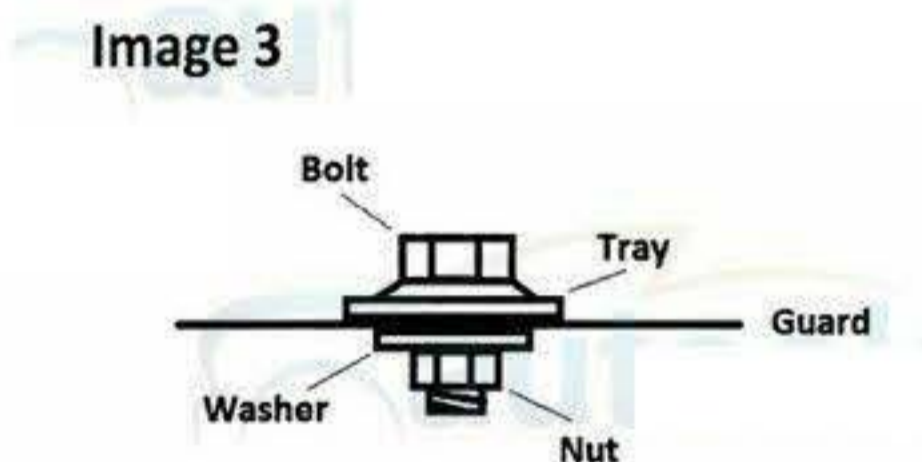


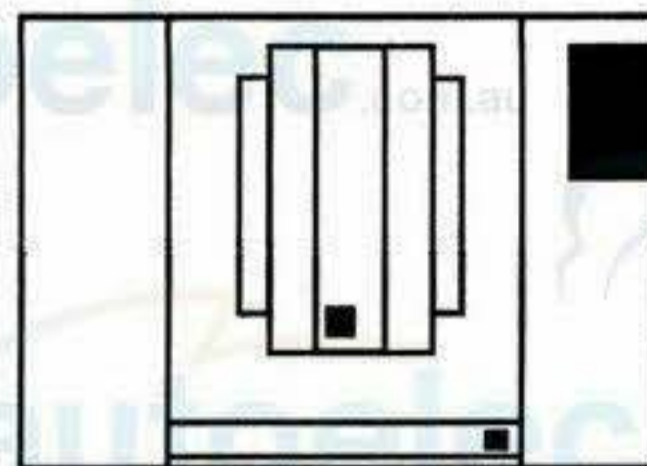
Image 3

Tray Dimensions

Internal tray size: 315mm x 170mm

Document Version Number: V1.10
Last Updated: March 2014

LOCATION



FITTING INSTRUCTIONS

Remove the computers from the Inner guard (discard original mounts but keep nuts and bolts) and attach to the plate supplied (see image 2). Secure plate to inner guard as shown in image 1 using 1 x M6 bolt and 1 x M8 bolt. **Note: you may need to reroute the wiring looms for the computers and check that the washer bottle tube does not kink.**

Remove and relocate the small fuse box onto the inner guard and attach to spare hole near corner of inner guard and firewall. Secure in place with the original bolt.

Install tray into the void at the passenger side rear of the engine bay (see location image above and image 1) and secure the top mounts with M8 bolts supplied. Adjust the tray into position before drilling the bottom bolt holes. **NOTE: The wiring looms and pipes may have to be relocated slightly to accommodate the tray.**

Drill 3 x 6mm holes through the lower mounting brackets and secure in place with M6 bolts, washers and nuts. Refer to image 3 for the correct fitment of bolts.

Insert the small top bracket between the upper and lower inner guards utilising the existing bolt hole as can be seen at the top of image 1.

Insert the battery and then secure the top battery bracket with the two J-Bolts, nuts and washers. **DO NOT OVERTIGHTEN.** The J-Bolts should be tightened down evenly until the battery does not move when twisted. Then attach the connecting support bracket to top bracket and the small bracket using the bolts and nuts supplied.

PARTS LIST

- | | |
|--|----------------------------|
| 1 x Battery Tray | 1 x Top Battery Bracket |
| 1 x Small top Bracket | 1 x Computer Mount Bracket |
| 1 x Support Brace | 2 x J-Bolts |
| 2 x 1" Washers | 2 x M8 16mm bolt |
| 5 x M6 16mm Bolt | 7 x M6 Flange Nut |
| 3 x 5 ¹ / ₆ " x 1 ¹ / ₄ " Washer | 1 x M8 Flange Nut |

